

MOLLON PRO

PROFESSIONAL



Mollon PRO Professional means French technology, quality and style. In creating professional nail decoration and nail care products we use modern technological solutions, as well as quality and innovation trends in cosmetics. The inspiration behind Mollon PRO is to create with passion, while caring about a woman's beauty and style.



Mollon Professional PRO style nails

kazari-sun.com.ua



**INNOVATIVE
ECONOMY**
NATIONAL COHESION STRATEGY

EUROPEAN UNION
EUROPEAN REGIONAL
DEVELOPMENT FUND



2015/08

EXTREME

EXTREME 3 STEPS VERNIS

Mollon PRO EXTREME 3 STEPS VERNIS is an innovative, 3-phase varnish system for nail styling. Thanks to the formula that contains polymers, the system is cured with natural light. It enables exceptional shine and up to 10 days durability. Applied like classic nail lacquer, removed with regular acetone remover, without the need to make compresses.

Extreme Smooth Base Coat 1 fills irregularities of the nail plate and increases adhesion of the color coat. Extreme Vernis Color 2 is extremely flexible, fast-drying and richly pigmented, giving an intense color after just the first color layer. The modern and cutting-edge technology Extreme Top Coat Gloss 3 accelerates drying time of styling, extends its durability and gives an extreme shine effect.



**GLOSS LASTS
UP TO 10 DAYS**

**NO UV/LED
LAMP NEEDED**

**QUICK
AND EASY
APPLICATION**

**REMOVABLE
JUST LIKE
LACQUER**

3 STEPS VERNIS

Extreme Vernis System STEP BY STEP:

Before every application of Extreme Vernis Color 2, shake the bottle. Each product requires precise application - do not correct the applied layer.



Shape your nails using the nail file with a grid 320/600.



Using a wooden stick, with the help of the preparation Cuticle Remover Ultra Fast Gel, push away skin, then remove it.



Degrease the nail plate using the preparation Dehydrator Pre Nail Prep.




Apply one thin layer of Extreme Base Smooth Coat 1 and wait for about 1 minute.



Apply a thin layer of the selected color Extreme Vernis Color 2 and wait for 2 minutes.



Apply a second thin layer of the selected color Extreme Vernis Color 2 and wait for 2 minutes.



Apply a thin layer of Extreme Gloss Top Coat 3 and wait for approximately 10 minutes until nails are completely dry.



After styling, apply one drop of Cuticle Oil to each nail and rub in.

Removal of Extreme 3 Steps Vernis System:



Saturate a cotton ball with Nail lacquer Remover Hydrobalance.



Keep it for about 5 sec. and remove toward the free edge of the nail.

**Extremely long lasting!
Extremely intense!
Extremely gloss!**

EXTREME

SC - SEASONAL COLOR



01. SNOW STORM



02. BALMY LOVE



03. DELICATE NUDE



04. MYSTIC STORY



05. COLOR CHIC



06. CAPPUCINO

SC



07. SOFT PINK



08. SWEET CANDY



09. LAVENDER



10. FLORAL ODOR



11. SUMMER RAYS

SC



12. MINT COCTAIL

SC



13. SPRING SKY



14. APRICOT CAKE

SC



15. JUICY MANDARIN

SC



16. CORAL DREAM



17. RACY SMILE



18. MILD RED



19. BLOODY RED



20. CRIMSON RED



21. RED ROSE



22. ROSE GLAM

SC



23. SKY SPACE

SC



24. MIDNIGHT

10ml

LONG LASTING SYSTEM
FLEXI GLOSS

HybridShine UV

UV NAIL POLISH GEL

Mollon PRO HybridShine UV is a unique colour manicure system, hardened in a UV lamp. The special lacquer-gel formula UV Color Coat enables the use of colour in two types of styling: hybrid and soak-off. It is applied like nail polish, is as strong as a gel, and can be removed in a few minutes. It assures long-lasting effect of the lacquer with saturated, brilliant glossy colour, creating a glamorous effect on the nails. The styling is resistant to scratches, does not rub off, chip, or tarnish, and ensures a natural look for nails after application. It promotes the growth of natural nails, strengthening the nail plate and protecting against cracks and breakage. Hybrid Shine UV Manicure is easy and quick to apply: the base, colour, and top coat are all applied with a brush. The manicure is safe for nails, prepared according to the "3-Free" formula: no formaldehyde, toluene or DBP.

COLOUR CHART



15ml

HybridShine UV COLOR COAT

UV NAIL POLISH GEL

Created specifically for use with the HybridShine UV system, both hybrid and soak-off manicures. Hardened in a UV lamp to give long-lasting effects.

The lacquer-gel formula offers a broad range of applications, in preparations with the properties of both lacquers and gels. It spreads very well and evenly on the nail, leaving no streaks. Two thin layers of lacquer provide ideal coverage and depth of colour.

A wide range of colours: enamel, glitter, pearl. The high quality of the pigments ensures saturated, glossy colour that shines.

Directions for use: Mix thoroughly by rolling vigorously before use. Apply colour like lacquer to the hybrid base or soak-off. Apply two thin layers of colour to your nails, hardening each layer for two minutes in a UV lamp.



SC - SEASONAL COLOR * PEARL COLORS

HybridShine UV

PREPARATIONS



UV REMOVER QUICK & EASY

A professional liquid designed to remove light-hardening stylizations (UV/LED) and acrylic without nail plate dryness. Special formula based on the acetone with castor oil and silicon compounds provides quicker removing of stylization and protects the nail plate. Active components included to the liquid intensively protect nail plate from excessive drying, prevent fragility and brittleness of the nail plate. Helps to safe natural sebum and appearance of the nail plates. Leaves pleasant almond flavor.

Use: Protect skin around nails with oil for nails and skin. Apply soaked cotton swab to the nails and wrap with aluminum foil. After few minutes (the length of keeping the compress depends on the stylization) remove the compress and dissolved layer using cotton swab.



DEHYDRATOR PRE NAIL PREP

A professional preparation designed to remove natural oils from the nail plate. Readies the nail to receive the first coat of a variety of products. Increases bonding, effectively removing oils and moisture from the surface of the nails.

Use: Wipe the nails thoroughly using sterile cotton pads dampened with the dehydrator.



FINISH CLEANER SUPER SHINE

A professional preparation designed to remove the dispersion layer. Mollon's finish cleaner has the delicate scent of almonds and gives the nail a high-shine finish.

Use: After hardening the gel under a UV lamp, wipe the nails using sterile cotton pads dampened with the cleaner.



175ml

BOTTLE WITH DISPENSER

Bottle (175 ml) with a platter dispenser makes manicure, pedicure or nail decoration much easier. The container is a perfect way of preventing the liquid from spilling and allows for a simple application onto a cotton pad. The container is resistant to chemical substances. The bottle is empty, can be completed.

Hybrid UV Manicure

This flexible manicure, perfectly matching the nail plate, gives a very natural look to painted nails.

■ Quick and easy to apply ■ Remove without filing ■ Does not damage the natural structure of the plates. ■ Intense colour with shine stays on nails for two weeks ■ Recommended for natural nails. ■ Harden in a 36W UV lamp ■ Lacquer-gel formula.



HybridShine UV BASE COAT

Created specially for use in a hybrid manicure with HybridShine UV Color Coat. The lacquer-like consistency of the base enables application of a thin, flexible layer. Does not significantly affect the structure of the nail plate. Increases the adhesion of HybridShine UV Color Coat. In addition, it provides a protective strengthening layer for natural nails. Hybrid styling with UV Base Coat maintains the elasticity and resilience of nails.

Directions for use: To properly prepared and degreased nails, evenly apply a thin layer of base while maintaining a minimal distance from the skin. Harden 2 minutes under a UV lamp. It is not necessary to buff the nail plates.




HybridShine UV TOP COAT

Created specially for use in a hybrid manicure with HybridShine UV Color Coat. The lacquer-like consistency flows easily and spreads evenly. The thin, flexible and shiny layer of mirror-like finish highlights the intensity of the colour and lasts for up to two weeks. The surfaces which it coats will not scratch or rub off or become dull. Removal of the styling hybrid does not require filing.

Directions for use: To the hardened lacquer HybridShine UV Color Coat, apply a thin layer over the entire surface and free edge of the painted nails. Harden 2 minutes in a UV lamp. Remove the adhesive dispersive layer with a cotton swab saturated with Finish Cleaner liquid.

HybridShine UV Manicure STEP BY STEP:

Important - apply each layer very thinly on the nail plate and the free edge of the nail. Recommended: a lamp with a minimum capacity of 36 W.



1 File and shape your nails.



2 Using a wooden stick, with the help of the preparation Cuticle Remover Ultra Fast Gel, push away skin, then remove it.



3 Degrease the nail plate using the preparation Dehydrator Pre Nail Prep.



4 Apply HybridShine UV Base Coat and harden in a UV lamp for 2 min.



5 Apply one thin layer of colour (HybridShine UV Color Coat) and harden in a UV lamp for 2 min.; apply a second thin layer and harden in a UV lamp for 2 min.



6 Apply HybridShine UV Top Coat and harden in a UV lamp for 2 min.



7 Remove the dispersion layer with a cotton swab moistened with the preparation Finish Cleaner Super Shine.



8 After styling, apply one drop of Cuticle Oil to each nail and rub in.

Removal of HybridShine UV Manicure:



1 Saturate a cotton ball with UV Remover Quick&Easy.



2 Wrap each nail in aluminum foil and leave on for 5-7 minutes.



3 Using a wooden stick, gently remove the manicure.



4 Wipe the nails with a cotton swab to remove any excess product.

How to prolong the durability of Hybrid UV Manicure:

1. Apply Bonder (non-acid preparation) as a degreasing agent that equals pH of the nail plate or primer (acid preparation) that removes acids and strongly degreases nail plate.
2. Matt the nail plate using nail file with a high grid (e. g. 500/1200).
3. Apply HybridShine UV Base Coat on the free edge of the nail (1/3). Harden in UV lamp – 2 min. Then apply base coat once again on the whole nail plate and harden.

Soak Off UV Manicure

An intensive manicure ensuring the strong adhesion and exceptional durability of the styling.

- High degree of adhesion to nail plates.
- Long-term protection for the intensity and brilliance of the applied colour, up to 4 weeks.
- Quick removal through gentle filing of the top layer
- Recommended for natural and problem nail plates.
- Harden in a 36 W UV lamp
- Gel-lacquer formula.



HybridShine UV STRONG BASE COAT SOAK OFF

Created specially for use with manicure soak-off using HybridShine UV Color Coat. Self-levelling gel-like base evens out and conceals imperfections on the surface of the nails and facilitates even and durable colour distribution. Maximally increases adhesion to nail plates and prolongs the life of the styling. Also constitutes a reinforcing layer for the nails. The flat brush enables easy application. The base is especially recommended for problem nail plates.

Directions for use: To gently buffed and degreased nails, evenly apply a thin layer, maintaining a minimal distance from the skin. Harden 2 minutes in a UV lamp. For problem plates, use acid-free Bonder Non-Acid prior to using the base.



HybridShine UV STRONG TOP COAT SOAK OFF

Created specially for use in a soak-off manicure with HybridShine UV Color Coat. Protects colour, adds a high gloss and ensures an exceptional durable manicure. The preparation's gel-like formula effectively hardens the styling and increases resistance to abrasion, matting and chipping. The flat brush enables easy application. The effect: shiny nails for up to four weeks.

Directions for use: Over hardened lacquer HybridShine UV Color Coat, apply a thin layer to the entire surface and free edge of the painted nails. Harden 2 minutes in a UV lamp. Remove the adhesive dispersive layer with a cotton swab saturated with liquid Finish Cleaner.

HybridShine UV Soak Off Manicure STEP BY STEP:

Important - apply each layer very thinly on the nail plate and the free edge of the nail. Recommended: a lamp with a minimum capacity of 36 W.




File and shape your nails. Using a wooden stick, with the help of the preparation Cuticle Remover Ultra Fast Gel, push away skin, then remove it.




Buff the nail plate.



Degrease the nail plate using the preparation Dehydrator Pre Nail Prep. Then apply Bonder Non-Acid or Primer Acid.



Apply a strong base coat, Soak Off HybridShine UV Strong Base Coat. Harden in a UV lamp for 2 min.



Apply one thin layer of HybridShine UV Color Coat and harden in a UV lamp for 2 min.; apply a thin second coat and harden in a UV lamp for 2 min.



Apply Soak Off HybridShine UV Strong Top Coat and harden in a UV lamp for 2 min.



Remove the dispersion layer with a cotton swab saturated with the preparation Finish Cleaner Super Shine.



After styling, apply one drop of Cuticle Oil to each nail and rub in.

Removal of HybridShine UV Soak Off Manicure:



Using a Mollon PRO nail file, 180 grit, file the nail surface to remove the layer of strong top coat.



Saturate a cotton ball with UV Remover Quick&Easy.



Wrap each nail in aluminum foil and leave on for 12-15 min.



Gently remove the manicure with a wooden stick. Using a Mollon PRO nail buffer, grit 320/500, gently smooth the surface. Wipe the nail with a cotton swab to remove any excess product.

Gel De Constraction

Fully professional gels for nail extension hardened in UV, LED and CCFL lamps. New acid-free formula of gel is based on monomers with increased adhesion. Self-leveling gels are easy to apply and create „C” curve, they give the possibility to create natural-looking styling, thin and very durable. Medium-thick consistency of gel is perfect for beginners and for professional nail technicians while building nails of different shapes and making light-hardening decoration.



Gel De Constraction UV/LED

- Professional gel from three-phase system
- Self-leveling, medium-thick consistency
- Acid-free and odor-free
- Has perfect adhesion
- Easy to create the shape using nail file
- No aeration effect, does not chip
- Small amount of photoinitiators gives less warm while hardening gel in the lamp
- Color stability is ensured by non-yellowing formula and UV filters
- Elastic formula of gel –gives possibility to create tunnel on the template
- Does not shrink during hardening
- Wide range of colors gives possibility of natural nail color correction



01 Perfect Clear

02 Ultra White

03 Clear Rose

04 Natural Pink

05 Cover Nude

06 Camouflage Nude



BASE COAT UV/LED

- Transparent base gel
- Has perfect adhesion
- Directly onto the natural nail plate
- Thin consistency
- Easy application using lacquer brush
- Has dispersion loayer after hardening
- Harden in UV lamp 2 min, LED 1 min, CCFL 1,5 min.
- Prolongs the durability of nail styling

12ml



TOP COAT GLOSS UV/LED

- Top gel, transparent
- Self-leveling, thic consistency
- Easy application using lacquer brush
- Protects gel before matting
- Recomendod for gel and acrylic styling finish
- Gives intensive shine
- Harden in UV lamp 2-3 min, LED 1 min, CCFL 1,5 min.
- Remove dispersion layer after hardening

12ml

UV GEL PREPARATIONS



15ml

PRIMER ACID

ACIDIC PREPARATION INCREASING THE BONDING FORCE

Acidic preparation used for nail plate etching, recommended for rough nail plate. Has antifungal properties, removes all moisture from nail plate and degrease nail plate. Apply small amount of the preparation to the nail plate, avoid contact with skin, then wait until it fully evaporates. In case of need repeat the action. Primer significantly increases the adhesion of gel and acryl.



15ml

BONDER NON-ACID

NON-ACID PREPARATION INCREASING THE BONDING FORCE

Non-acid preparation recommended for natural nail plate; degreases, deacidifies and balances the pH level. After application wait for a few seconds for the preparation to evaporate. The Bonder significantly increases the bonding force and durability of the mass applied on the nail plate. Use before applying gel or acrylic and hybrid manicure.

Gel de Construction UV/LED, nail extension using template, STEP BY STEP



Disinfect your hands and hands of the client. Gently push cuticle using wooden stick with Cuticle Remover Ultra Fast Gel.



Using nail buffer 320/500 remove the shine of the natural nail plate and then remove dust using brush.



Degrease nail plate using Dehydrator Pre Nail Prep.



Apply Primer Acid and leave until it evaporates – around 60 sec.



Apply Base Coat Gel UV/LED starting from cuticles to free edge of the nail and harden in UV lamp 120 sec or in LED lamp 60 sec.



Apply precisely nail template. Using Mollon PRO nail brush apply first layer of the Gel De Construction UV/LED on the natural nail plate and template and harden in UV lamp 120 sec or in LED lamp 60 sec.



Apply second layer of the Gel De Construction UV/LED and harden in UV lamp 120 sec or in LED lamp 60 sec.



Wash the nails using Dehydrator Pre Nail Prep. And remove the template.



Give the proper shape to the extended nail using nail file 100/180, remember about "C" line and apex point. Matt the surface using nail buffer 320/500.



Apply Top Coat Gel Gloss UV/LED and harden in UV lamp 120 sec or in LED lamp 60 sec.



Remove the dispersion layer from cuticles to free edge of the nail using a swab saturated with Finish Cleaner Super Shine.



After styling, apply one drop of Cuticle Oil to each nail and rub in.

REMOVAL OF GEL DE CONSTRUCTION UV/LED:



Remove gel styling using the nail file 80/100 or nail drill machine, remove dust.

COULEUR GEL

Color gels for nail art and decoration

Thanks to new formula, can be hardened in UV and LED lamps. They give unlimited possibilities for decoration, creating new colors and freedom to mix with other light-hardening products. High quality of components guarantees homogeneous color without streaks and stability of the color pigments. Gels are distinguished by durability, quick hardening time, 100% coverage of the color only after one layer and stability of the color in use.



- Acid free
- Suitable consistency ensures easy application, product does not flow from the nail plate
- High intensity and stability of the color
- Perfect coverage of the nail plate after one layer
- Thin layers should be applied
- Very efficient
- Durability up to 6 weeks
- For UV lamp –2 min /LED –30-60 sec.
- Applied on the building gel
- Removed with nail file or nail drill
- Trendy colors
- Possibility to mix colors – with other color gels and decor gels



01 SNOW WHITE



02 MISTY ROSE



03 PEACH PUFF



04 LIGHT CORAL



05 POWDER BLUE



06 LIGHT CYAN



07 DARK PLUM



08 JUICY BLUE



09 DEEP PINK



10 ROYAL RED



11 BERRY PINK



12 DIAMOND MIX

COULEUR GEL UV/LED STEP BY STEP:



On the extended gel and prepared nail apply evenly Couleur Gel UV/LED using the brush.



Harden in UV lamp 2 min / LED 1 min.



Apply second layer of Couleur Gel UV/LED to get smooth and saturated color.



Harden in UV lamp 2 min / LED 1 min.



Apply one thin layer of Top Coat Gel Gloss UV/LED.



Harden in UV lamp 2 min / LED 1 min.



Remove the dispersion layer with a cotton swab saturated with Finish Cleaner Super Shine.



After styling, apply one drop of Cuticle Oil to each nail and rub in.

COULEUR GEL UV/LED REMOVAL:



Remove gel styling using the nail file 80/100 or nail drill machine, remove dust.

DECOR GEL

Color gels for nail art and decoration

is a unique proposition for nail design and decoration. Gel has consistency of thick cream, especially dedicated for advanced nail decoration on light hardening stylings. Completely unique is white cream!

Your
individual
nail design

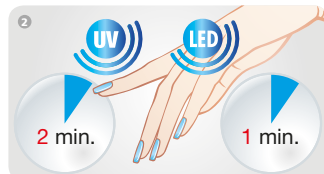


- Ideal for basic and advanced techniques of decorating nails, such as they stroke, zostovo, four favore
- For shading, relief effects and convex 3D shapes,
- To create complex textures and designs
- To reflect foil on black color
- Application on building gel, HybridShine or UV gel base coat – as a color or decoration
- Acid-free, odorless, without formaldehyde
- Thick as a cream
- Efficient
- No self-leveling effect, so it does not flow from the nail plate
- Does not freeze, it gives a possibility to paint longer
- Ideal for grinding - the effect of light shade
- Intense color, full coverage, even, streak-free
- Does not discolor
- UV lamp –2 min /LED lamp –30-60 sec.
- Long lasting effects – up to several weeks
- Removable using a nail file or nail drill
- Can be perfectly mixed with other light-hardening products, color gels, different decor gels and Hybrid Shine colors
- Palette of colors gives possibility to create colors, especially white - with other decor gels, color gels and Hybrid Shine colors.

DÉCOR GEL UV/LED STEP BY STEP:



On the extended gel and prepared nail apply evenly Couleur Gel UV/LED using the brush.



Harden in UV lamp 2 min / LED 1 min.




Apply second layer of Couleur Gel UV/LED to get smooth and saturated color.



Harden in UV lamp 2 min / LED 1 min.



Wash nails that will be decorated using Dehydrator Pre Nail Prep, then matt nails and remove dust.



Apply Décor Gel using appropriate brush, depending on the decoration which is going to be made. Décor Gel UV/LED can be shaded and rubbed.



Harden in UV lamp 2 min / LED 1 min.



Apply one thin layer of Top Coat Gel Gloss UV/LED.



Harden in UV lamp 2 min / LED 1 min.



Remove the dispersion layer with a cotton swab saturated with Finish Cleaner Super Shine.



After styling, apply one drop of Cuticle Oil to each nail and rub in.



Remove gel styling using the nail file 80/100 or nail drill machine, remove dust.

DÉCOR GEL UV/LED REMOVAL:

MONOPHASE UV/LED VERNIS

ONE-STEP UV/LED NAIL LACQUER

Mollon PRO Monophase UV/LED Vernis is an elastic one-step lacquer, a revolution in natural nail styling using the light-hardening method. The new generation of photoinitiators enables polymerisation of lacquer in both UV and LED lamps that shortens the time of making stylization. Monophase is a durable stylization that does not require use of base coat and top coat – NO BASE COAT, NO TOP COAT, ONLY COLOR. Immediate dry manicure effect. Monophase is safe for natural nail plates, prepared according to the formula '3Free' - containing no formaldehyde, toluene or DPB.

COLOUR CHART



* PEARL COLOURS

INNOVATION

MONOPHASE UV/LED VERNIS

ONE-STEP UV/LED NAIL LACQUER

- Nail lacquer formula
- Hardening in a UV or LED lamp
- No base coat, no top coat, only color
- No washing after hardening in a lamp
- Does not shrink under the lamp
- Instant dry manicure effect
- Intense, long-lasting color in two thin layers
- Does not dye the natural nail plate
- Long-lasting lacquered manicure: up to 10 days
- Fast and non-invasive removal in 3 minutes

Recommended for natural nail plates. Can also be used with other styling methods such as gel or acrylic. Use of a professional flat brush enables easy application of color. Because of the immediate dry nails effect, the product is perfect for pedicure stylizations as well.

Note! Some components of the preparation may cause allergic reaction in case of long-drawn use. In case of irritation, stop using the product.

Monophase UV/LED Vernis Manicure STEP BY STEP:

Mix thoroughly by rolling vigorously before use! Important: for each layer, apply very thinly to the plate and the free edge of the nail. More powerful LED lamps shorten hardening time to about 30 seconds for the first layer and 60 seconds for the second. Dark colours require longer polymerisation time.



File and shape your nails.



Using a wooden stick, with the help of the preparation Cuticle Remover Ultra Fast Gel, push away skin, then remove it.



Buff the nail plate gently. In the case of even, dry, non-greasy nails, buffing is not necessary.



Degrease the nail plate using the preparation Dehydrator Pre Nail Prep.



Apply the first thin layer of Monophase nail lacquer. Harden in a 36W UV lamp for 2 minutes or a 12W LED lamp for 1,5 minutes.



Apply the second thin layer of Monophase nail lacquer. Harden in a 36W UV lamp for 4 minutes or a 12W LED lamp for 3 minutes. Do not wash.



After styling, apply one drop of Cuticle Oil to each nail and rub in.



The result: a long-lasting effect of up to 10 days.

Removal of Monophase UV/LED Vernis Manicure:



Saturate a cotton ball with UV Remover Quick&Easy.



Wrap each nail in aluminum foil and leave on for 3 minutes.



Gently remove the manicure with a wooden stick.



Wipe the nail to remove any excess of the product.

NAIL LACQUER

COLOUR CHART



HARDENING NAIL LACQUER

The Mollon Pro Nail Lacquer consists of a collection of very durable, quick-drying nail lacquers. The lacquer formula is enriched with hardener that extends lacquer durability up to 7 days. High quality components ensures ideal consistency of lacquer. Professional brush perfectly spreads nail polish on the nail plate. Does not create streaks. To increase the nail polish durability use Base Coat Nail Repair, then two layers of Nail Lacquer and Top Coat Quick Dryer. 3Free – free from toluene, formaldehyde and DBP.



* PEARL COLOURS

NAIL LACQUER

NAIL PREPARATIONS



BASE COAT NAIL REPAIR

HARDENING BASE COAT

The product makes the nails harder, at the same time leaving them elastic and flexible. Its formula has been developed to stimulate growth of natural nails. Methionine integrated in its formula quickly and effectively hardens the brittle, fragile and splitting nail plate and prepares it for the next steps of manicure. Additionally, UV filters protect nails against damaging effects of sun radiation. Increases adhesion of lacquer to nails.



TOP COAT QUICK DRYER

QUICK DRYING TOP COAT

Very resistant top coat which dries very quickly after application. It forms on the nail plate a hard, smooth, non-yellowing and luster sheen layer which emphasizes intensive colour of the polish. The top coat ensures better chip and wear resistance of the nail enamel. The coated surface does not get scratched and therefore does not become matt. It does not change colour under the influence of weather conditions or UV radiation.



NAIL LACQUER REMOVER HYDROBALANCE

MOISTURIZING NAIL REMOVER

Professional, moisturizing nail polish remover without the effect of drying the nail plate. Effective at removing nail polish with different textures and colors, contains acetone.

Enriched with D-panthenol and vitamin E, which works to deeply moisturize the nail so that it retains its proper moisture and prevent yellowing. The mineral oil used, with its strong moisturizing properties, provides additional protection against excessive dryness and prevents water loss from the nail plate.

This product leaves a pleasant scent. Instructions for use: protects the nail root by moisturizing the nail and cuticle with essential oils. Apply nail polish remover on a cotton ball and place it on the nail. The type of the styling has a significant influence on the time of keeping the cotton pads on nails. Afterward, remove the nail polish.

EXPRESS DRY GLOSS EFFECT

FOR FAST-DRYING NAIL POLISH

It speeds up the nail polish drying process and reduces manicure time considerably. The carefully chosen ingredients also ensure a superb, shining finish.



NAIL LACQUER

SPECIAL EFFECT PREPARATIONS

TOP COAT NAIL LACQUER

COLORLESS LACQUER WITH SPECIAL EFFECTS

Hardening nail lacquer with different effects and finishing types: **glitter**: gold and silver, **dots** in two shades: pastel and multicolor and top coat with light-pink shade and **discreet reflection**. Each lacquer can be used to decorate the whole nail or its part, create 3D effect of fancy styling.

Top coat can be applied on the classic nail lacquer and finished light-hardening stylization: HybridShine, Monophase.



Matt Effect



TOP COAT MATT LACQUER

MATT EFFECT SURFACE POLISH

Surface polish with a delicate white colour. It makes the nail surface completely mat. One coat of polish is enough to obtain the matt effect. It prevents nail polish from chipping off.

Top coat can be applied on the classic nail lacquer and finished light-hardening stylization: HybridShine, Monophase.

15ml



Shine Effect



TOP COAT POWER SHINE

SHINE EFFECT SURFACE POLISH

Power Shine Top Coat protects and strengthens nails, giving them an executive shine. The non-yellowing and UV protection formula protects the colour from yellowing, matting and discoloration. Quick-dry nail polish. Increases nail polish durability to several days. You can apply Power Shine to refresh the nail polish or increase its shine.

Top coat can be applied on the classic nail lacquer and finished light-hardening stylization: HybridShine, Monophase.

15ml



Fluo Effect



TOP COAT UV PROTECTION

UV SURFACE POLISH

Surface polish with a delicate purple colour. When applied directly onto the nail plate, it protects the nails against discoloration, making them shine beautifully. When Top Coat is applied onto a coat of colored nail polish, it extends its durability and chipping resistance and also slightly changes its shade. It contains UV filters which protect coloured polish against discolouration.

Top coat can be applied on the classic nail lacquer and finished light-hardening stylization: HybridShine, Monophase.

15ml

PLUMPING TOP COAT

FRESHING COLOR

Top coat immediately freshens the color of the nail lacquer and gives the wet-look effect. It adds volume, give very intensive shine and save the color – contains UV filters.

Top coat dries in 60 sec.
Apply on dry nail polish only!

Top coat can be applied on the classic nail lacquer and finished light-hardening stylization: HybridShine, Monophase.



10 ml

NAIL PREPARATIONS



CUTICLE OIL MOISTURIZING REPAIR

MOISTURIZING REPAIR OIL SERUM

The oil provides deep moisturizing and lubrication to the cuticle and nail plate. It contains a blend of oils specially selected for their softening properties; sweet almond oil for its moisturizing and softening action and wheat germ oil for its conditioning properties and vitamin A and E content. Effect: Nourished and moisturized nails and cuticles.



CUTICLE REMOVER ULTRA FAST GEL

CUTICLE SOFTNER AND REMOVER

A highly effective gel which softens the cuticles and prepares them for pushing back and removal. Its delicate formula means the cuticles can be treated directly before nail styling. With soothing and smoothing properties. The cuticle remover should not be used on damaged or sensitive skin and should not be applied more than twice a week.

CUTICLE&NAILS



REGENERATING ROSE OIL

Effectively regenerates and increases elasticity of the skin around the nails. Rubbed into the nails matrix nourishes fragile, brittle and splitting nails. Strengthens them and polishes. **Application:** Use oil every day. Massage a small amount into nails, cuticles and nails matrix.



MOISTURIZING HEATHER OIL

Intensively moisturizes dry cuticles around the nails, improves their natural flexibility and prevents drying and splintering the skin. Nourishing power of heather strengthens, hardens and polishes the nail plate, improves their condition. **Application:** Use oil every day. Massage a small amount into nails and cuticles.



SOFTENING CALENDULA OIL ANTIBACTERIAL

Intensively softens rough and cracked skin around the nails and soft tissue. Oil has antibacterial and anti-inflammatory effects, soothes irritation, heals micro cracks. **Application:** Use oil several times a day. Massage a small amount into cuticles until completely absorbed.

TRACERY NAILS

OPENWORK NAIL STICKERS

Mollon PRO Tracery Nails Stickers are openwork stickers for nail decorations. Made from thin and durable foil. Perfectly match to the shape of the nail plate, can be easily applied, covered with Top Coat ensure long lasting decoration effect. Can be used on natural nail plate, classic manicure and UV/LED styling.

Application: Carefully peel off the sticker from the carton pack. Put the sticker onto dry lacquer, starting from the free edge of the nail. Press gently using a wooden stick. Delete the excess of the sticker using scissors. Protect the sticker using appropriate Top Coat.

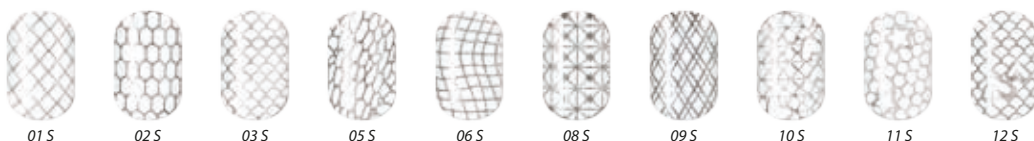
Removal depend on the styling. Delete the sticker together with styling.



GOLD METALIC



SILVER METALIC



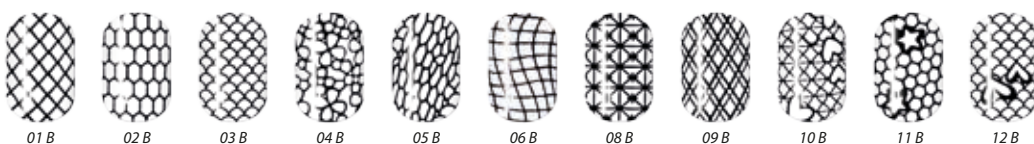
COPPER METALIC



WHITE



BLACK



HAND CARE

hcsynergy Mollon PRO is a line of professional cosmetics designed for the care of hands and nails. The formulas for these preparations are based on innovative combinations of natural oils and emollients with active substances, featuring properties characteristic for each product: cleansing, smoothing, softening, moisturising, nourishing. This specialised assortment of preparations, incorporating good applicatory properties and a beautiful scent, enables treatment of all skin types, taking into account their condition and the customer's individual needs. These creams are recommended for use in each manicure performed in a beauty salon.

NATURAL OIL & EMOLLIENT

Natural oils and emollients support optimal skin hydration and moisturizing of the hands, enhance the natural functioning of the skin's hydrolipidic film, and reduce transepidermal water loss (so-called TEWL). They reduce dryness and roughness while softening, smoothing and nourishing the skin. They strengthen the skin's natural protective barrier and help to protect it from the adverse impact of external factors.



hcsynergy

SMOOTHING SALT SCRUB

CLEANSSES/SOFTENS/SMOOTHS

Cleansing salt scrub for hands. Removes dead skin, stimulates circulation, smooths and lightly lubricates the skin of the hand, alleviating feelings of roughness. The product's ingredients soften and moisturise skin while leaving a protective film on the hands, along with a pleasant smoothness. The scrub enhances the effect of cosmetics applied subsequently.

How to use: Apply the scrub to wet skin on the hands and massage gently. Additionally, if necessary, moisten with water. After scrubbing, rinse and dry using a towel.

ACTIVE INGREDIENTS:

Shea butter
Beeswax
Sunflower oil
Antioxidants

Dermatologically tested
Contains 350g

hcsynergy

REGENERATING & NOURISHING HAND CREAM

REGENERATES/NOURISHES/STRENGTHENS

A professional regenerating and nourishing cream designed for intensive care of hands and nails. This formula was created based on natural oils, emollients and active ingredients that intensively nourish and regenerate the skin on your hands, forming a protective occlusive layer on the surface of the skin which maintains the natural lipid barrier of the epidermis without leaving a greasy feeling. Substances contained in the cream stimulate the division, renewal and regeneration of the stem cells of the epidermis, strengthening the skin and maintaining the proper level of moisture and lubrication. The cream protects the skin against external factors, reduces the risk of irritation, and prevents dryness and roughness of the skin while preserving its natural colour.

How to use: Apply a small amount of cream to the skin on your hands and around the nails and gently rub it in.

ACTIVE INGREDIENTS:
Comfrey extract
Vitamins E, B5 and B6
Glycerine
Allantoin

Dermatologically tested
Contains 500 ml
250 ml



hcsynergy

SOFTENING & EXFOLIATING HAND CREAM

SOFTENS/SMOOTHS/ALLEVIATES FEELINGS OF ROUGHNESS

A professional softening cream designed for intensive care of hands and nails. This formula was created on the basis of urea, natural oils, emollients and active ingredients which soften and moisturise the skin on the hands.

The cream assists newly created cells in the process of proper growth, while preventing excessive regeneration of the stratum corneum (horny layer). It facilitates the exfoliation of dead skin cells, exerts anti-inflammatory and soothing action, and alleviates feelings of roughness, leaving your hands soft, smooth and uniform in colour.

How to use: Apply a small amount of cream to the skin on your hands and nails and gently rub it in.

ACTIVE INGREDIENTS:
Urea
Flax extract
Lactic acid
Betaine

Dermatologically tested
Contains 500 ml
250 ml



hcsynergy

SMOOTHING & LIFTING HAND CREAM

SMOOTHS/IMPROVES ELASTICITY/ PROVIDES ANTI-AGING ACTION

A professional smoothing and lifting cream designed for intensive care of hands and nails. This formula was created based on natural oils, emollients and active ingredients, restoring natural elasticity, softness and smoothness to your hands. The cream improves the architecture of collagen and elastin fibres, stimulating their regeneration. It restricts TEWL (transepidermal water loss), ensuring adequate moisture and conditioning of the skin. Thanks to its anti-radical properties, the cream ensures the hands strong protection against aging. Used regularly, it significantly improves the tension of the skin on your hands, leaving the skin soft and smooth.

How to use: Apply a small amount of cream on the skin of your hands and nails and gently rub it in.

ACTIVE INGREDIENTS:
Hyaluronic acid
Collagen
Vitamin E
D-Panthenol

Dermatologically tested
Contains 500 ml
250 ml



hcsynergy

LONG LASTING HYDRATING HAND CREAM

LONG-LASTING HYDRATION WATER-LIPID EQUILIBRIUM

A professional, water-resistant cream with long-lasting hydration, designed for the daily care of hands and nails. It ensures the proper level of moisture over both the short and long term following application. The multi-functional formula helps to bind water to the skin, prevents dryness, loss of elasticity and firmness, ensures the proper level of moisture and maintains water-lipid equilibrium. The cream alleviates the unpleasant feeling of tight skin on the hands and restores a comfortable feeling, making the hands soft, smooth and velvety to the touch. The cream's effect is reactivated upon contact of the hands with water.

How to use: Apply a small amount of cream and rub it into the skin of your hands and nails. Use morning and evening.

ACTIVE INGREDIENTS:
Collagen
Vitamin E
Allantoin
Glycerine

Dermatologically tested
Contains 250 ml



FOOT CARE

fc synergy Mollon Pro is a line of professional foot care cosmetics. The formulas of products are based on innovative combination of natural oils and emollients with active ingredients, which were properly selected to satisfy needs of foot skin. Each product has specific properties: regenerating, cleaning, softening, exfoliating, nourishing, moisturizing and restorative. Different proportion of active ingredients that are included to the products formulas allows to find perfect product for each type of skin.

Thanks to natural emollients, products help to control natural functioning of the skin's hydrolipidic film and reduce transepidermal water loss (so called TEWL).

Fc synergy products strengthen the skin's natural protective barrier and help to protect it from the adverse impact of external factors.



300ml

10ml

fc synergy

CRACK SKIN ELIMINATOR

GEL REMOVER FOR HARD, THICKENED, AND CRACKED SKIN ON HEELS

This product with its special formula softens and helps to remove thickened and rough skin, corns and calluses. It speeds up and facilitates the manual labour of using a remover and grater. Easy application allows efficient operation in a few minutes after application. Regular use prevents reoccurrence of calloused areas on the skin. Using this product will make your heels naturally smooth and soft to the touch.

How to use: Soak your feet in warm water and dry. Apply the gel on the calloused skin of the heels or soles of your feet. Leave for a few minutes depending on the thickness of the rough skin. Then remove the excessive, rough skin with a foot file. Rinse the feet thoroughly with water.

Note: After use, thoroughly rinse excess of the preparation with water. Apply only on a horny skin of feet. Avoid contact with healthy skin. If burning sensation appears, immediately wash the preparation off. In case of contact with eyes, rinse them immediately with plenty of water.

ACTIVE INGREDIENT: potassium hydroxide.

BEFORE



AFTER





fcsynergy

REVITALISING FOOT BALM
with 5% UREA

NOURISHING AND MOISTURISING FOOT BALM WITH UREA

A professional nourishing and moisturising balm intended for daily care of the feet. The light formula, developed on the basis of urea, tea tree oil and natural oils and emollients, supports the proper functioning of the skin of the feet, preventing excessive drying. The gentle balm softens and deeply moisturises the skin, preventing the formation of callouses and cracks. The active substances exert antiseptic action, cooling and counteracting the effects of excessive sweating. The balm is quickly absorbed, without leaving a sticky feeling.

How to use: Gently rub the balm into clean, dry skin on the heels and leave to be absorbed.

ACTIVE INGREDIENTS:

Urea 5%,
Tea tree oil,
Mentha oil,
Vitamins: A, E.

Dermatologically tested
Contains 250 ml



fcsynergy

**CREAM FOR CRACKED
HEELS** with 15% UREA

EMOLLIENT CREAM WITH UREA FOR CRACKED HEELS

A professional, intensive emollient cream designed for dry, calloused and cracked skin at the heels. The formula, based on 15% urea, wheat germ oil, and natural oils and emollients, exerts strong softening and exfoliating action. The cream stimulates microcirculation in the dermis, normalises the process of keratinisation, promotes regeneration and restores the skin's natural texture. Alleviates feelings of roughness and leaves the skin on the feet soft, smooth and revitalised.

How to use: Gently rub the balm into clean, dry skin on the heels and leave to be absorbed.

ACTIVE INGREDIENTS:

Urea – 15%,
Wheat germ oil,
Shea Butter,
D-Panthenol.

Dermatologically tested
Contains 250 ml



fcsynergy

CLEANSING SUGAR SCRUB

EXFOLIATES/REFRESHES/REGENERATES

A cleansing sugar scrub for the feet. Softens and exfoliates dry skin, forming a protective occlusal layer. The product's ingredients counteract inflammatory conditions, effectively influencing the reproduction of new cells. The scrub enhances the effect of cosmetics applied subsequently.

How to use: Apply scrub to damp skin on the feet and rub in vigorously for several minutes. Then rinse with lukewarm water and towel-dry.

ACTIVE INGREDIENTS:

Shea butter,
Sunflower oil,
Vitamin E,
Carrot oil,
Beta carotene.

Dermatologically tested
Contains 350 g



fcsynergy

HEEL TREATMENT OINTMENT

OINTMENT FOR HEEL CARE

A restorative ointment for the care of calloused, cracked and rough skin at the heels. The soothing formula activates the natural process of regeneration, accelerates healing of microdamage, and effectively softens and smoothes. The ointment exerts antiseptic, bactericidal and fungicidal action. Used regularly, it improves the elasticity and natural resistance of the skin at the heels.

How to use: Thoroughly massage into clean skin at the heels once or twice daily.

ACTIVE INGREDIENTS:

Lanolin,
Tea tree oil,
Vitamin A.

Dermatologically tested
Contains 50 ml

ACCESSORIES

NAIL BUFFERS

Professional files for natural nails. Covered on both sides with flexible foam, with excellent buffing and aligning properties to precisely match the shape of the nail. Especially selected, finely-graded files do not damage the nail plate, but rather gently prepare it for further processing. Using these files increases adhesion of substances applied to the nail plate, contributing to the durability of the manicure. High-quality materials with excellent abrasive performance add to the file's working lifespan. Files for disinfection.



Half-moon nail buffer, 320/500 grit.



Half-moon nail buffer, 500/1200 grit.

NAIL FILES

Granules-covered latex paper, waterproof, tear-resistant. Washable, disinfecting nail files.



Banana shaped file with a grit of 80/100, recommended for gel and acryl nails.



Straight nail file with a grit of 320/600, recommended for natural, delicate and splitting nails.



Straight nail file with a grit of 180/240, recommended for natural nails.



Straight nail file with a grit of 80/100, recommended for gel and acryl nails.



Banana shaped nail file with a grit of 180/240, recommended for natural nails.



Ellipse shaped nail file with a grit of 180/240, recommended for natural nails.



Straight nail file with a grit of 150/150, recommended for gel and acryl nails.



Straight nail file with a grit of 180/180, recommended for gel and acryl nails.



Thin and precise straight nail file with a grit 180/180, recommended for manicure and pedicure.

STRAIGHT NAIL BUFFER

Double-sided foam nail buffer. Quickly and effectively smooths the natural nail plate, ensures a durable and strong gloss.

Green color - very gently matts.

White color – strongly polishes.

Dimensions: 180x20 mm



Straight nail buffer, 600/4000 grit.

FOOT FILE

Two-sided foot file for pedicure.

Professional, two-sided foot file for pedicure. It thoroughly removes hard and cracked skin on the feet and perfectly smooths them out owing to two grain sizes. The product is made of high quality wood, which makes the file light and rigid and the entire pressure is used for easy and effective rubbing. The file may be used dry and wet. It is complete with a white string which can be used to hang the file for drying. Product advantages: It removes dead and hard skin as well as calluses without causing irritation. Safe and convenient to use, aesthetically made, easy to clean and also durable - can be washed and disinfected.

Dimensions: total length – 288 mm, length of the rubbing and smoothing surface –150 mm, width – 55 mm, thickness –15 mm.



ACCESSORIES

APPLICATION BRUSHES FOR GEL

6020

A professional brush with a wooden handle for gel application on natural nails and nail tips. Made of golden nylon - high-quality synthetic hair. Brush shape: flat, with a straight tip.



Bristle length/width: 7/2 mm



Bristle length/width: 10/4 mm



Bristle length/width: 10/6 mm

6050

A professional brush with a wooden handle for gel and acrylic application. Perfect for French and Chevron nail tips. Made of golden nylon - high-quality synthetic hair. Brush shape: flat, with a slanted tip.



Bristle length/width: 8/4 mm



Bristle length/width: 10/6 mm

7040


A professional brush with a wooden handle for application of acrylic and gel on nails and nail tips. Selected Kolinski hair shaped like a cat's tongue absorbs liquids efficiently and is highly durable.



Bristle length/width: 10/4 mm



Bristle length/width: 12/6 mm



TEMPLATES

Disposable templates suitable for gel nail extension. Thanks to the optimal stiffness, they allow to extend nails of every length.



WOODEN STICKS

Double-sided sticks for pushing cuticles off. Make easier the removal of light-hardening styling.

HAND PILLOW FOR MANICURE

A professional hand pillow for manicure. Enables comfort when doing a procedure. Made of foam, trimmed with smooth synthetic leather with velcro closure. Available in two colors, white and black. Dimensions: 300 x 140 x 70 mm.



ESTHETICIAN COAT

Professional esthetician coat. The product is made of a special material which ensures cleanliness and hygiene at work. Universal size - can be adjusted using special straps. Product advantages: waterproof - 100% polyester, easy to clean, tied with straps, practical pocket. Black coat with a white logo and trim.



UV LAMP - 36 W

Professional UV Lamp - 36 W equipped with a time switch for 120 and 180 seconds and continuous light. The inside of the lamp is lined with reflective material which perfectly reflects UV light, owing to which gels dry faster and are ideally hardened. Retractable bottom facilitates using the lamp during pedicure. Equipped with 4 replaceable fluorescent tubes, 9 W each.



ADVERTISING MATERIALS


Colour Chart HybridShine UV - set

■ HS



Colour Chart Nail Lacquer - set

■ NL



Colour Chart Monophase UV/LED Vernish

■ M



Colour Chart Extreme - set

■ EX



Colour chart, 12 colours, for self-painting.



Colour Chart Nail Lacquer

Colour Chart Monophase

Colour Chart Hybrid Shine

Colour Chart Extreme

ADVERTISING MATERIALS



Poster A1

■ size: 594x841 mm



Poster A1

■ size: 594x841 mm



Poster A1

■ size: 594x841 mm



Display for 15 products

■ size: 180x365 mm

Display for 24 products

■ size: 287x359 mm